

# Labelers and Labels


## Where to Start

L&C


LABELING & CODING

### 1

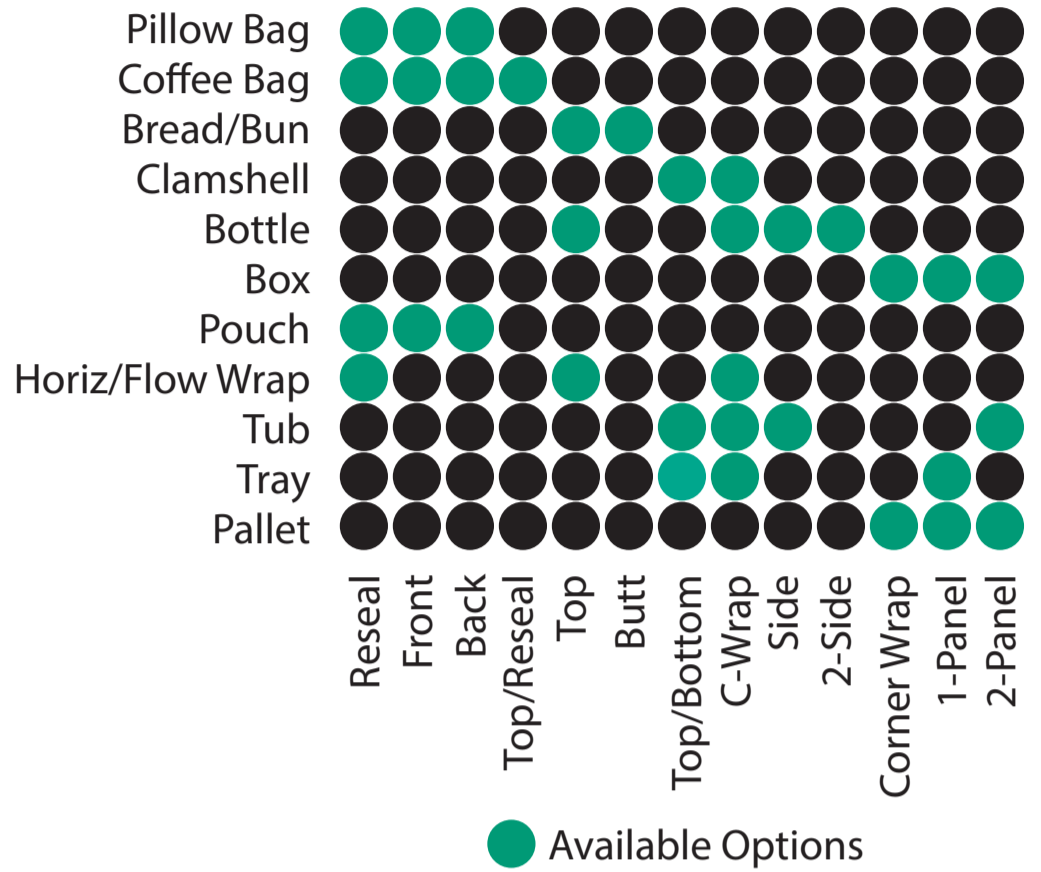
#### What is Being Labeled?



##### Application Surface and Condition?



#### Where is the Label Placement on the Product?



#### What is the Product Made of?

Paper



Styrofoam



Glass/Aluminium




Plastic



### 2

#### Where in the Production Line?

▼ Where does the labeler go in the production line?



### 3

#### Product Environment?

- ▼ Is there any moisture or residue on the application surface during labeling?
- ▼ What temperature is the room where the label will be applied?
- ▼ During storage, distribution or end use what temperature will the label endure ?



Indoor



Outdoor



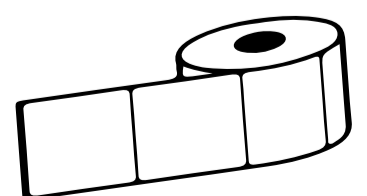

Temperature

This will help determine what label/adhesive will work.

### 4

#### Labels

- ▼ Answer all the questions above.
- ▼ Know what labeler you will be using and the label size it is capable of.
- ▼ Contact ID Technology with all the information you have gathered.



Provide us with as much information as possible to ensure you get the best label for the job.